

CONTROL OF FLIES AND MOSQUITOES

- Knowledge** After working through this lesson, participants will be able to
- Attitude**
- Practice**
1. Explain how flies and mosquitoes carry diseases.
 2. Describe some practical ways to control flies and mosquitoes.
 3. Demonstrate how to make a fly or mosquito trap.

Overview These lessons are based on *the Health Education Program for Developing Communities* (2018) which is available from <http://hepfdc.info/>. This may be divided into two shorter lessons. Thanks to the Hesperian Foundation for the instructions on how to make fly traps.

- Materials** *Collect these items before beginning the lesson:*
- Poster-size paper, markers, and masking tape
 - Role Play
 - Handouts:
 - *Flies as Disease Carriers*
 - *Making a Fly or Mosquito Trap*
 - *Making a Fly Trap (Part Two)*

LESSON

60 minutes

Role Play: (5 minutes)

Role play: Unwelcome Dinner Guests

Instructions: A family is getting ready for dinner, while some flies are swarming around. (Put a large label “Fly” on the “flies”.)

Fly 1: I’m hungry! Look, there is some great garbage over there.

Fly 2: No, I’m heading over to that promising dog poop

Fly 3: And I’m heading to the latrine! They have left it uncovered.

Fly 1: Okay. Let’s meet up again at the house.

Mom: Dinner is ready!

Child: Looks good! But why are there so many flies?

Mom tries to wave them away, but they keep on coming back to the food.

Ask SHO Questions:

*What did you **See**?*

*What was **H**appening?*

*Does this happen in **O**ur place?*

Flies Carry Disease (5 minutes)

A. Why are flies a problem? What do they feed on?

1. Dog poop
2. Human feces (poop), such as uncovered latrines.

CONTROL OF FLIES AND MOSQUITOES

3. Garbage
 4. Food
- B.** What diseases can fly carry? Show the drawing, *Flies as Disease Carriers*.
1. Diarrhea
 2. Typhoid fever
 3. Eye infections such as trachoma
 4. Other infections
- C.** Mosquitoes also carry many diseases. What are some diseases that mosquitoes carry through their mosquito bites?
1. Malaria
 2. Yellow fever
 3. Dengue fever

Control of Insects (15 minutes)

Instructions: What are some steps we can take to control flies, mosquitoes, and other insects? Divide into 3 small groups, with each group focusing on one area and discuss.

- Cleanliness around the home
 - Garbage and trash
 - Control of mosquitoes
- A.** Cleanliness at Home:
1. Don't let flies or bugs land on or crawl on our food.
 2. Cover food until it is served.
 3. Clean up food scraps and dirty dishes promptly.
 4. Clean up dog poop and poop from young children right away.
 5. Always keep the latrine covered.
 6. Don't leave trash lying around.
 7. Use fly traps.
- B.** Garbage and Trash
1. Reduce, reuse, and recycle
 2. Pick up garbage and trash.
 3. Recycle papers, plastics, glass bottles, and cans.
 4. If there is no trash service, garbage and trash can be burned.
 5. Garbage can also be buried in a rubbish pit, but not everything will break down over time.
- C.** Mosquito Control
1. Mosquitoes breed in standing water (water that is not flowing).
 2. Destroy any areas where mosquitoes may breed.
 3. Don't let old tires and cans collect water.
 4. Tires should be recycled or buried.
 5. Cover water containers.
 6. Use insecticides.
 7. Use screens on windows.
 8. Always sleep under insecticide-treated bed nets.
 9. Wear long sleeves and long pants to prevent mosquito bites.
- D.** Preventing Malaria
1. See the lessons Preventing Malaria 1 and 2 for more practical steps to prevent malaria.

What is a Fly Trap? (15 minutes)

- A.** What is a fly trap? Show the pictures of the fly trap.

CONTROL OF FLIES AND MOSQUITOES

1. Fly traps trap flies.
 2. Fly traps kill flies.
 3. Flies fly in but they can't fly out.
- B.** Where do flies gather? Where should you put a fly trap?
1. Flies gather in areas that are dirty.
 2. Flies gather near bathrooms and latrines.
 3. Flies gather near food.
 4. Flies gather near the kitchen or where the family eats.
- C.** How do you attract flies or mosquitoes to the fly trap?
1. Mix 50 g brown sugar in 200 ml warm water. Let it cool.
 2. Or use any sweet liquid or fruit.
 3. To make a mosquito trap, add one gram of yeast. The yeast feed on the sweet liquid and give off carbon dioxide gas. That helps to attract mosquitoes.
 4. For flies, cover the bottle with newspaper and put the bottle in a dark corner of your house.
 5. Flies like dark places!
- D.** What should you do about every two weeks, when the fly trap is full of flies or mosquitoes?
1. Empty the fly trap into a compost pile or toilet.
 2. Add more sugar water with yeast.

Make a Fly Trap (15 minutes)

Instructions: Divide into small groups and give each group the handout *Making A Fly or Mosquito Trap*, as well as soda bottles, and scissors, along with sugar, water, and yeast. Read the instructions and make fly traps using a soda bottle. The wire handle is optional.

References:

Conant, J. and P. Faded. 2008. *A Community Guide to Environmental Health*. Berkeley, CA: Hesperian Foundation. Available from: http://hesperian.org/books-and-resources/?book=download_a_community_guide_to_environmental_health#tabs-downloads

Health Education Program for Developing Communities. Available from: <https://hepfdc.org/>

Health Topics. 2008. World Health Organization. Available from: <http://www.who.int/topics/en/>

Homemade mosquito trap. 2013. Available from: <http://www.bu-ge.com/2012/07/homemade-mosquito-trap.html>

CONTROL OF FLIES AND MOSQUITOES - STARTER

Role play: Unwelcome Dinner Guests

Instructions: A family is getting ready for dinner, while some flies are swarming around.
(Put a large label "Fly" on the "flies".)

Fly 1: I'm hungry! Look, there is some great garbage over there.

Fly 2: No, I'm heading over to that promising dog poop

Fly 3: And I'm heading to the latrine! They have left it uncovered.

Fly 1: Okay. Let's meet up again at the house.

Mom: Dinner is ready!

Child: Looks good! But why are there so many flies?

Mom tries to wave them away, but they keep on coming back to the food.

Instructions: A family is getting ready for dinner, while some flies are swarming around.
(Put a large label "Fly" on the "flies".)

Fly 1: I'm hungry! Look, there is some great garbage over there.

Fly 2: No, I'm heading over to that promising dog poop

Fly 3: And I'm heading to the latrine! They have left it uncovered.

Fly 1: Okay. Let's meet up again at the house.

Mom: Dinner is ready!

Child: Looks good! But why are there so many flies?

Mom tries to wave them away, but they keep on coming back to the food.

Instructions: A family is getting ready for dinner, while some flies are swarming around.
(Put a large label "Fly" on the "flies".)

Fly 1: I'm hungry! Look, there is some great garbage over there.

Fly 2: No, I'm heading over to that promising dog poop

Fly 3: And I'm heading to the latrine! They have left it uncovered.

Fly 1: Okay. Let's meet up again at the house.


Mom: Dinner is ready!

Child: Looks good! But why are there so many flies?

Mom tries to wave them away, but they keep on coming back to the food.

CONTROL OF FLIES AND MOSQUITOES

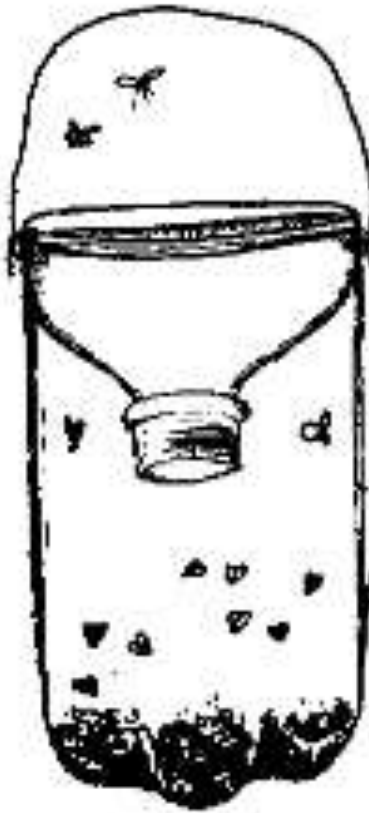
FLIES AS DISEASE CARRIERS



Source: Health Education Program for Developing Communities. Available from: <https://hepfdc.org/>

CONTROL OF FLIES AND MOSQUITOES

MAKING A FLY OR MOSQUITO TRAP



How to make a fly trap from a plastic bottle

- 1 Cut the top part off a plastic bottle.
- 2 Attach wire or string to the bottle for hanging.
- 3 Put some sweet bait, like sugar or fruit, in the bottle.
- 4 Put the top back in the bottle upside-down.
- 5 Flies will fly in but will not be able to fly out.
- 6 When the bottle is full, empty it into a toilet or compost pile.
Make sure all the flies are dead before the trap is emptied.




Source: Health Education Program for Developing Communities. Available from: Health Education Program for Developing Communities.


To make a mosquito trap, add yeast (1 gram) to the sweet liquid in the bottle. The yeast feed on the sugar and give off carbon dioxide gas, which attracts the mosquitoes.

CONTROL OF FLIES AND MOSQUITOES

MAKING A FLY TRAP (part two)



Let's  in the environmental friendly way.



 The mixture is good for up to a couple of weeks.

 ZA production

source: internet

Source: Health Education Program for Developing Communities. Available from: <https://hepfcd.org/>.